

# FABER 1800

## BLACKOUT BLIND SYSTEMS

Uniclass	L422
CI/SIB	(76.7)



Faber 1800 is an efficient and flexible blackout blind system for internal use, that provides total light exclusion. The system uses a square head box to hold the roller tube and fabric, and can be mounted on the wall, the ceiling or in a recess. The system is especially suitable for installation in a concealed recess or above a ceiling when provision is made for this at the design stage of a project, so that the blind can be fitted in such a way that it is only visible when lowered. The dimensions and configuration of the individual components – head box, side and bottom channels - are adapted to suit the size of blind and the specific

requirements of the installation.

Faber 1800 Blackout Blinds can be used for both large and small windows, but the system has been specifically designed for large areas of glazing with each blind capable of covering an area up to 6000 x 6000 mm. Blinds can be coupled together and operated by a single motor or gearbox with control rod, and with electric operation coupled blinds covering an area up to 75 m<sup>2</sup> can be controlled by one motor. Various control options are also available. Manual control by means of a tape and pulley system is a simple, low cost solution for small windows up

to 2.3 m<sup>2</sup>. For larger windows there is the option of a crank handle rod connected to a gearbox for smooth and easy operation of the blind. Electric operation is available for high level or inaccessible installations and large areas of glazing, or where the blinds need to be grouped and centrally controlled.

There is a choice of flame retardant blackout fabrics available for Faber 1800 Blackout Blinds and an important feature of the system is that each fabric has Ø3 mm horizontal steel rods welded onto the back at 600 mm intervals. This ensures that the fabric is fully and evenly

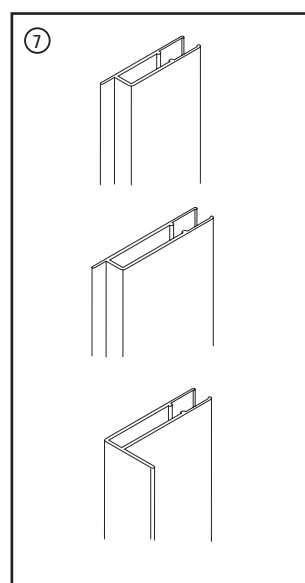
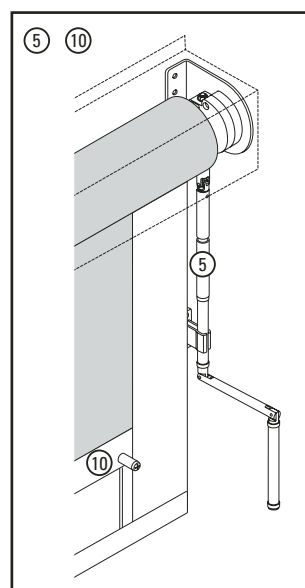
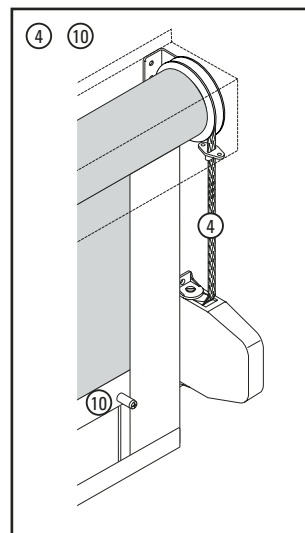
stretched throughout its width and remains in the side channels even when subjected to draughts in the room.

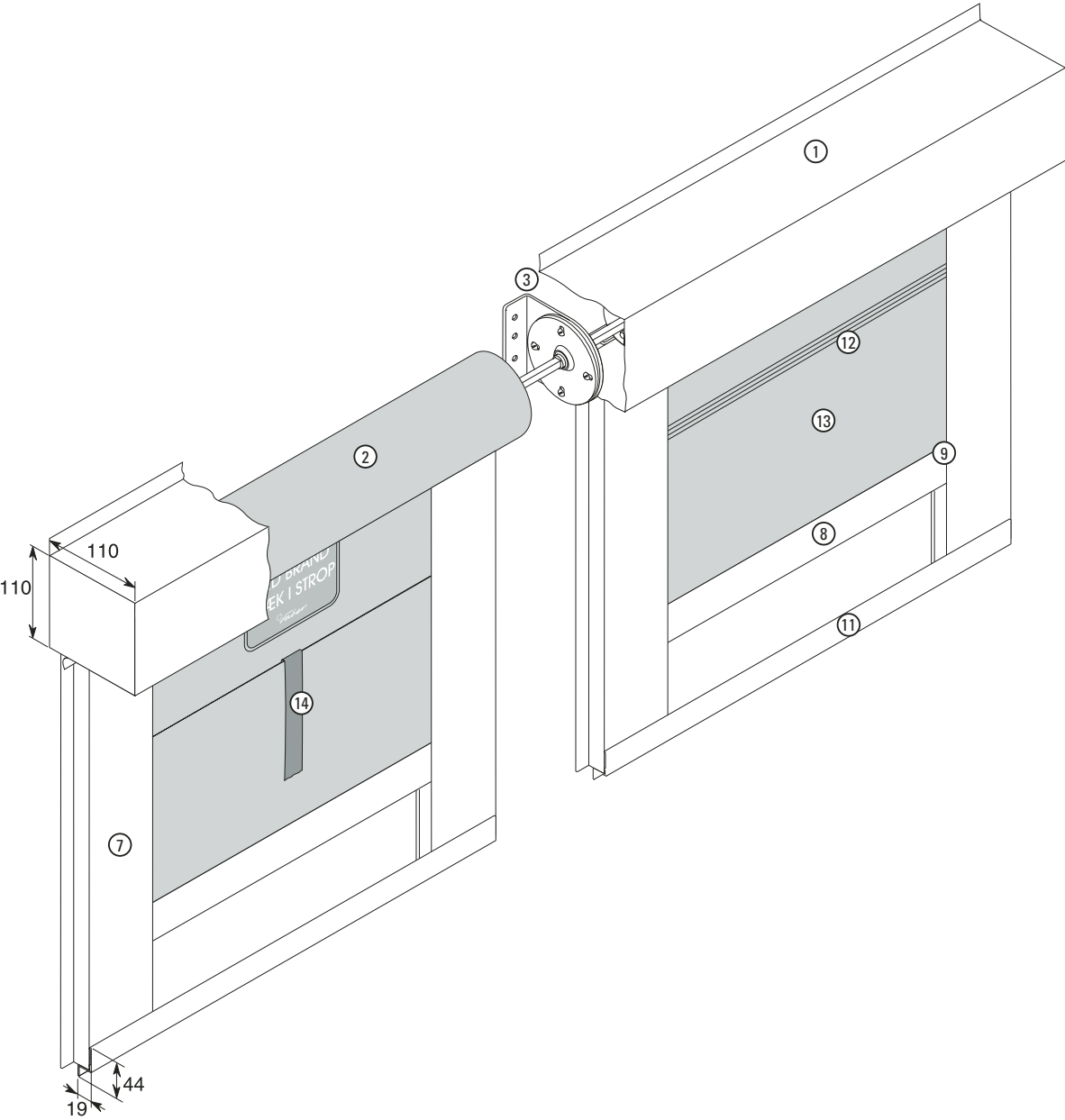
### Applications

- Faber 1800 blackout blinds are used for internal applications where an efficient and individually adapted blackout system is required.
- Conference rooms, meeting rooms and classrooms
- Training, presentation and other rooms where audio visual equipment is frequently used.
- Laboratories where total light exclusion is required.

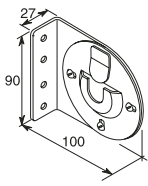
## Features

- ① Steel head box housing the roller assembly, in powder coated paint finish to RAL 9016 (white) or RAL 9004 (black). The universal head box is suitable for face, ceiling and recess fixing and is available in 4 standard sizes: 70 x 70 mm, 85 x 85 mm, 110 x 110 mm and 150 x 150 mm. For special projects with sufficient lead time the head box shape and dimensions can be purpose made to suit the requirements of the individual project.
- ② Range of galvanised steel roller tubes in Ø 40, 57, 70 and 90 mm, with an expander mounted in an end bearing to reduce the possibility of tube deflection.
- ③ Multiple choice of galvanised steel brackets to suit all sizes of blinds.
- ④ Manual tape controlled blinds operated by means of a 12 mm polyester tape mounted onto a pulley fitted to the roller tube, and wound onto a take-up reel with variable position lock fixed to the side channel. This is a simple and cost effective control system for smaller blinds.
- ⑤ Crank handle control rod attached to a reduction gearbox fitted to the roller tube, for manually operated blinds up to a maximum area of 10 m<sup>2</sup>. The collapsible handle provides easy and efficient operation whilst taking up a minimum of space when not in use. Rods are available in different sizes ranging from 850 mm up to 1950 mm in length to suit each individual application.
- ⑥ Electric operation by means of a 240V tubular motor fitted into the roller tube. The motor can be located in either the left or right hand side of the tube to suit the electrical installation of the building. Several blinds can be coupled by means of an intermediate bearing and a square shaft for simultaneous operation, and each motor can operate blinds up to a maximum area of 75 m<sup>2</sup>. Standard operation is by manual push button switches but a number of control options are available including fully automated electronic systems and those linked to building management programs.
- ⑦ Extruded aluminium channels in powder coated paint finish to RAL 9016 (white) or RAL 9004 (black). The channels are supplied with a nylon brush light seal to ensure total light exclusion. There is a choice of 60 x 16 mm and 80 x 16 mm side channels for face and recess fixing and in addition 80 mm angle channels are available for recess mounting and for blinds exceeding 4000 mm width. With coupled blinds a special double channel 150 x 19 mm is used to prevent any ingress of light.
- ⑧ Extruded aluminium bottom bar 45 x 9 mm in powder coated paint finish to RAL 9016 (white) or RAL 9004 (black). A steel strip is inserted into the bottom bar to act as a counterweight to ensure that the fabric is always under tension. The bottom bar is fitted with a felt seal to act as a flexible light exclusion strip absorbing minor irregularities and ensuring a close fit against the window sill / bottom ledge in recess applications.
- ⑨ Plastic end plugs to seal the ends of the bottom bar and hold it securely in the side channels for maximum light exclusion.
- ⑩ For both gear and tape operation an adjustable stop action is fitted to the bottom bar to prevent the blind from being raised too high and reducing the possibility of the blind being pulled out of the side channels.
- ⑪ Extruded aluminium bottom channel is also available in powder coated paint finish to RAL 9016 (white) or RAL 9004 (black) as an option for face fixing applications to ensure total light exclusion.
- ⑫ Horizontal, thin steel rods (Ø3 mm) are welded into the fabric at 600 mm intervals to keep the fabric taut across its width and to hold it firmly in the side channels thereby counteracting any traction from the weight of the fabric or movement caused by draughts.
- ⑬ There is a comprehensive range of flame retardant blackout fabrics suitable for use with this system, or dim-out fabrics for applications where total light exclusion is not required.
- ⑭ With Faber 1800 blackout blinds it is possible to make provision for an emergency opening for escape routes by means of a horizontal joint incorporated into the fabric. This option allows the lower portion of the fabric to be opened by pulling a red strip thereby giving free access to the escape route. A label with a symbol and the text "pull the strap in case of fire" is attached to the fabric.
- ⑮ As an alternative for emergency escape routes a blind can be fitted to a door or hinged window frame, or for an electrically operated system a battery back-up can be provided to raise the blind located in front of the escape route. The battery provided will be of sufficient power to drive the size of motor installed.

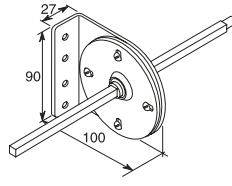




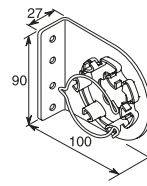
## Fixing



Idle end bearing bracket



Intermediate bearing bracket  
for coupled blinds



Motor bearing bracket

Faber 1800 Blackout Blinds are suitable for face, top or recess fixing with different sizes of head box, or can be installed in a concealed recess without a head box. The brackets are made from galvanised steel and the roller tube end bearing assembly is fitted directly to the bracket. Brackets with built-in bearings are also available for special installations. With coupled blinds particular care must be taken that the brackets are level and there are no major irregularities between the blinds.

## Dimensions

	Tape Control	Rod Control	Motor
Minimum Width	300 mm	300 mm	700 mm
Maximum Width	1500 mm	3500 mm	6000 mm
Maximum Drop	1500 mm	3500 mm	6000 mm
Maximum Area, single	2.3 m <sup>2</sup>	10.0 m <sup>2</sup>	36 m <sup>2</sup>
Maximum Area, coupled	Not available	10.0 m <sup>2</sup>	75 m <sup>2</sup>

The maintenance of the fabric will depend on the material composition and properties of the type selected. The fabrics can be dusted with a feather duster or a vacuum cleaner set on low suction power, and some fabrics can be gently wiped with a slightly moist sponge. For specific cleaning instructions please refer to the technical details of the relevant fabric.

## Testing

Faber blind systems are rigorously tested to guarantee trouble free function, performance and service durability. The design and manufacture of each system takes into consideration Health, Safety and Environmental issues in compliance with the relevant European legislation.

All Faber component parts and assembled blinds are manufactured and controlled during production in accordance with a quality system certified under EN ISO 9001: 2000 version.

## Other products

Alternative blackout roller blind systems are available for both vertical and horizontal applications as well as those for rooflight windows up to an angle of 45°. Faber 2000 has a rounded cassette head box and side channels and is suitable for vertical windows, while Faber 1800 OL is for horizontal applications – see separate datasheets Faber 2000 and Faber 1800 OL.

## Maintenance

The components used for Faber 1800 blinds are made from high quality, maintenance free materials. All plastic parts are UV resistant and self-lubricating. The head box, bottom bar and side/bottom channels can be cleaned with a moist sponge or cloth and a mild detergent.

### Warranty and guarantee

Faber offer a guarantee that its window blind products will be free from defects in materials and workmanship under normal and correct use for a period of 2 years from the date of purchase. This warranty is conditional on the product being installed correctly in accordance with the fixing instructions and applies to the original installation only, in the specific window for which it was intended. The warranty excludes any conditions or damages resulting from accidents, alterations, misuse, abuse or failure to follow the printed instructions with respect to measurement, installation, cleaning or maintenance of the product. The obligation of Faber and its licensed fabricators is limited to the repair or replacement of the blind or the components found to be defective, and excludes any freight charges or associated costs of removal and reinstallation.

### Disclaimer

With ongoing product development we reserve the right to make alterations to the product specification without prior notice.

